

Welcome to Better.

Available Quick Move-In Homes.
















Image	Address	Homesite	Plan	Completion Date	Stories	Approx. Sq.Ft.	Bed	Bath	Garage	School District	MLS	Current Price
Agave in San Antonio, TX												
	8424 Aloe Vera Trace	319	Dawson - D	Ready Now	1.0	1,524	3	2 / 0	2	East Central ISD	1732134	\$289,990
	8416 Aloe Vera Trace	317	Eastland - D	Ready Now	1.0	1,683	4	2 / 0	2	East Central ISD	1732078	\$304,990
	8439 Aloe Vera Trace	104	Eastland - C	Ready Now	1.0	1,683	4	2 / 0	2	East Central ISD	1732096	\$304,990
	8420 Aloe Vera Trace	318	Donley - C	Ready Now	2.0	2,276	4	2 / 0	2	East Central ISD	1732132	\$324,990
	8503 Aloe Vera Trace	103	Armstrong - B	Ready Now	2.0	2,600	4	3 / 0	2	East Central ISD	1732175	\$339,990
Blue Ridge Ranch in San Antonio, TX												
	5019 Terlingua Pass	2222	Dawson - C	Aug, 2024	1.0	1,485	3	2 / 0	2	East Central ISD	1725789	\$299,990
	5203 Terlingua Pass	2291	Eastland - D	Jul, 2024	1.0	1,642	3	2 / 0	2	East Central ISD	1765694	\$304,990
	5023 Terlingua Pass	2221	Freestone - C	Jul, 2024	1.0	1,725	3	2 / 0	2	East Central ISD	1725783	\$314,990
	5214 Topaz Bend	2267	Freestone - C	Jul, 2024	1.0	1,687	3	2 / 0	2	East Central ISD	1765683	\$314,990
	5210 Terlingua Pass	2805	Donley - C	Ready Now	2.0	2,276	4	2 / 1	2	East Central ISD	1623940	\$319,990
	5007 Terlingua Pass	2225	Armstrong - C	Ready Now	2.0	2,559	3	2 / 0	2	East Central ISD	1744628	\$319,990
	5919 Cienna Cove	2231	Harrison - C	Sep, 2024	2.0	2,416	4	2 / 1	2	East Central ISD	1760216	\$344,755
Boardwalk in St. Hedwig, TX												
	13115 Bay Point Way	1524	Dawson - C	May, 2024	1.0	1,485	3	2 / 0	2	Schertz-Cibolo-U City ISD	1759171	\$314,990
	13111 Bay Point Way	1523	Eastland - C	Jun, 2024	1.0	1,642	3	2 / 0	2	Schertz-Cibolo-U City ISD	1759150	\$324,990
	13124 Bay Point Way	2210	Freestone - B	Jun, 2024	1.0	1,687	3	2 / 0	2	Schertz-Cibolo-U City ISD	1759165	\$329,990







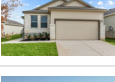




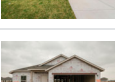
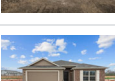
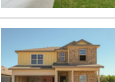




Image	Address	Homesite	Plan	Completion Date	Stories	Approx. Sq.Ft.	Bed	Bath	Garage	School District	MLS	Current Price
	13107 Bay Point Way	1522	Cameron - D	Jul, 2024	1.0	1,731	4	2 / 0	2	Schertz-Cibolo-U City ISD	1765675	\$334,990
	13007 Savory Place	2316	Eastland - D	Jul, 2024	1.0	1,642	3	2 / 0	2	Schertz-Cibolo-U City ISD	1765666	\$339,990
Chaparral Ranch in Floresville, TX												
	113 Cheyenne Drive	101	Kingsley - D	Jun, 2024	1.0	1,636	3	2 / 0	3	Floresville ISD	1753377	\$389,990
	112 Reno Trail	323	Kingsley - A	Jun, 2024	1.0	1,636	3	2 / 0	2	Floresville ISD	1768173	\$389,990
	121 Calgary Drive	206	Esparanza - C	Ready Now	1.0	2,188	4	3 / 0	3	Floresville ISD	1723490	\$439,990
	112 Pendleton Cove	306	Esparanza - C	Ready Now	1.0	2,188	4	3 / 0	3	Floresville ISD	1723490	\$453,990
Cinco Lakes in San Antonio, TX												
	13779 Pinkston	2824	Cameron - C	Ready Now	1.0	1,731	4	2 / 0	2	Southwest ISD	1710096	\$299,990
	8430 Smithers Avenue	4111	Dawson - D	May, 2024	1.0	1,485	3	2 / 0	2	Southwest ISD	1759089	\$314,990
	8410 Smithers Avenue	4106	Eastland - D	Jun, 2024	1.0	1,642	3	2 / 0	2	Southwest ISD	1759084	\$319,990
	7811 Coffee Mill	1913	Polo - C	Ready Now	1.0	1,530	3	2 / 0	2	Southwest ISD	1728204	\$324,990
	8434 Smithers Avenue	4112	Freestone - D	May, 2024	1.0	1,687	3	2 / 0	2	Southwest ISD	1759110	\$324,990
	7807 Coffee Mill	1912	Boone - B	Ready Now	1.0	1,930	3	2 / 0	2	Southwest ISD	1728196	\$334,990
	7818 Coffee Mill	1818	7818 Coffee Mill - Desoto - D - D	Jul, 2024	1.0	1,697	3	2 / 0	2	Southwest ISD	1765714	\$339,990
	7930 Coffee Mill	1067	Boone - B	Ready Now	1.0	1,930	4	3 / 0	2	Southwest ISD	1751910	\$339,990
	8438 Smithers Avenue	4113	Harrison - C	Jun, 2024	2.0	2,416	4	2 / 1	2	Southwest ISD	1759106	\$349,990
	7630 Granger Cove	2412	Columbus - C	Ready Now	2.0	2,848	4	2 / 1	2	Southwest ISD	1698160	\$358,990
	8603 Smithers Avenue	4205	Armstrong - D	Jun, 2024	2.0	2,559	4	2 / 1	2	Southwest ISD	1759056	\$369,990
	8102 Champion Creek	1934	Balboa - D	May, 2024	1.0	2,211	4	3 / 0	2	Southwest ISD	1759047	\$379,990








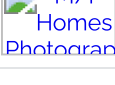





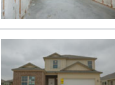
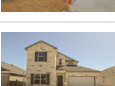


Image	Address	Homesite	Plan	Completion Date	Stories	Approx. Sq.Ft.	Bed	Bath	Garage	School District	MLS	Current Price
	7852 Coffee Mill	1823	7852 Coffee Mill - Magellan -- D	Jul, 2024	2.0	2,601	4	2 / 0	2	Southwest ISD	1765722	\$379,990
	7639 Granger Cove	2523	Magellan - D	Jul, 2024	2.0	2,601	4	2 / 0	2	Southwest ISD	1765743	\$379,990
Everly Estates in San Antonio, TX												
	9407 Everly Landing	1612	Nolan - B	Ready Now	1.0	2,783	4	3 / 0	2	East Central ISD	1732366	\$579,990
Greenfield in Seguin, TX												
	773 Stonemanor Bay	334	Pineda - B	Ready Now	1.0	1,341	3	2 / 0	2	Seguin ISD	1624015	\$264,990
	805 Stonemanor Bay	338	Moscoso - C	May, 2024	1.0	1,821	3	2 / 0	2	Seguin ISD	1624024	\$299,990
	608 Cypress Arbor	584	Pizarro - C	May, 2024	1.0	2,025	4	3 / 0	2	Seguin ISD	1732367	\$324,990
	776 Stonemanor Bay	557	Balboa - C	May, 2024	1.0	2,240	4	3 / 0	2	Seguin ISD	1628590	\$339,990
	801 Stonemanor Bay	337	Boone - D	TBD	1.0	1,930	3	2 / 0	2	Seguin ISD	1756184	\$349,990
Greenspoint Heights in Seguin, TX												
	1148 Water Valley	8180	Kingsley - C	Ready Now	1.0	1,636	3	2 / 0	2	Seguin ISD	1726882	\$309,990
	1152 Water Valley	8181	Ellsworth - D	May, 2024	1.0	1,958	4	2 / 0	2	Seguin ISD	1726887	\$329,990
	1156 Water Valley	8182	Esparanza - B	Ready Now	1.0	2,188	4	3 / 0	2	Seguin ISD	1726889	\$349,990
	1169 Water Valley	7150	Esparanza - D	Ready Now	1.0	2,188	4	3 / 0	2	Seguin ISD	1726447	\$353,990
	1164 Water Valley	8184	Esparanza - C	Ready Now	1.0	2,188	4	3 / 0	2	Seguin ISD	1726892	\$354,990
	1108 Water Valley	8170	Esparanza - C	Jun, 2024	1.0	2,101	4	3 / 0	2	Seguin ISD	1765762	\$359,990
	1144 Water Valley	8179	Barbosa - B	Ready Now	2.0	2,432	4	3 / 0	2	Seguin ISD	1726880	\$364,990
	1173 Water Valley	7149	Livingston - D	Ready Now	2.0	2,678	4	3 / 1	2	Seguin ISD	1725442	\$399,554
Hunters Ranch in San Antonio, TX												
	15436 Salmon Spring	5036	Dawson - C	Ready Now	1.0	1,485	3	2 / 0	2	Northside ISD	1744897	\$294,990



















Image	Address	Homesite	Plan	Completion Date	Stories	Approx. Sq.Ft.	Bed	Bath	Garage	School District	MLS	Current Price
	15444 Salmon Spring	5038	Dawson - D	May, 2024	1.0	1,485	3	2 / 0	2	Northside ISD	1760220	\$309,990
	15456 Salmon Spring	5041	Freestone - B	Jun, 2024	1.0	1,687	3	2 / 0	2	Northside ISD	1760247	\$314,990
	15440 Salmon Spring	5037	Freestone - D	Ready Now	1.0	1,687	3	2 / 0	2	Northside ISD	1744902	\$314,990
	15452 Salmon Spring	5040	Cameron - B	May, 2024	1.0	1,731	4	2 / 0	2	Northside ISD	1760236	\$319,990
	15460 Salmon Spring	5042	Eastland - B	Jul, 2024	1.0	1,642	3	2 / 0	2	Northside ISD	1763996	\$324,990
	15468 Salmon Spring	5044	Eastland - D	Jul, 2024	1.0	1,642	3	2 / 0	2	Northside ISD	1763992	\$324,990
	15472 Salmon Spring	5045	Cameron - D	Jul, 2024	1.0	1,731	4	2 / 0	2	Northside ISD	1763979	\$329,990
	15448 Salmon Spring	5039	Harrison - D	May, 2024	2.0	2,416	4	2 / 1	2	Northside ISD	1744905	\$348,900
	15464 Salmon Spring	5043	Harrison - C	Jul, 2024	2.0	2,416	4	2 / 1	2	Northside ISD	1763986	\$354,990
Jordan's Ranch in San Antonio, TX												
	21060 Jordans Ranch Way	310	Desoto - C	Ready Now	1.0	1,697	3	2 / 0	2	South San Antonio ISD	1753387	\$353,990
	21074 Jordans Ranch Way	312	Moscoso - D	Ready Now	2.0	1,821	3	2 / 0	2	South San Antonio ISD	1727373	\$364,990
	219 Jordans Estate	112	Desoto - D	Ready Now	1.0	1,697	3	2 / 0	2	South San Antonio ISD	1746198	\$369,990
	21081 Jordans Ranch Way	211	Pizarro - D	Jun, 2024	1.0	2,025	3	2 / 0	3	South San Antonio ISD	1760273	\$389,990
	21073 Jordans Ranch Way	210	Columbus - D	Jun, 2024	2.0	2,819	4	2 / 1	3	South San Antonio ISD	1760262	\$419,990
Park Place in New Braunfels, TX												
	1308 Moby Drive	3112	Hibiscus - D	Ready Now	1.0	1,055	2	1 / 0	2	New Braunfels ISD	1756944	\$254,990
	1320 Moby Drive	3115	Primrose - B	Ready Now	1.0	1,288	3	2 / 0	2	New Braunfels ISD	1757079	\$259,990
	4216 Carlotta Drive	2056	Primrose - D	Ready Now	1.0	1,288	3	2 / 0	2	New Braunfels ISD	1757069	\$264,990
	4274 Winston Way	3135	Azalea - D	Jul, 2024	1.0	1,445	3	2 / 0	2	New Braunfels ISD	1771257	\$325,420














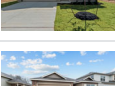


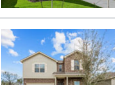

Image	Address	Homesite	Plan	Completion Date	Stories	Approx. Sq.Ft.	Bed	Bath	Garage	School District	MLS	Current Price
	4278 Winston Way	3136	Wisteria - C	Aug, 2024	2.0	1,760	3	2 / 1	2	New Braunfels ISD	1771266	\$325,666
	4286 Winston Way	3138	Magnolia - C	Aug, 2024	1.0	1,507	3	2 / 0	2	New Braunfels ISD	1771260	\$327,030
	4282 Winston Way	3137	Larkspur - D	Aug, 2024	2.0	2,071	4	2 / 1	2	New Braunfels ISD	1773079	\$357,150
	4290 Winston Way	3139	Dogwood - D	Aug, 2024	2.0	2,125	4	2 / 1	2	New Braunfels ISD	1773083	\$371,349
Sage Valley in San Antonio, TX												
	5574 Jade Valley	2045	Nicollet - B	Jul, 2024	1.0	1,044	3	2 / 0	2	South San Antonio ISD	1721660	\$249,990
	5535 Jade Valley	2070	Pineda - D	Aug, 2024	1.0	1,332	3	2 / 0	2	South San Antonio ISD	1772692	\$293,840
	5527 Jade Valley	2068	Boone - C	Jun, 2024	1.0	1,930	3	2 / 0	2	South San Antonio ISD	1728168	\$314,990
	5539 Jade Valley	2071	Cabot - C	Aug, 2024	2.0	2,034	3	2 / 1	2	South San Antonio ISD	1772695	\$316,630
	5515 Jade Valley	2065	Desoto - C	Aug, 2024	1.0	1,697	3	2 / 0	2	South San Antonio ISD	1728161	\$325,640
	5519 Pearl Valley	150	Boone - C	Aug, 2024	1.0	1,930	3	2 / 0	2	South San Antonio ISD	1771275	\$326,920
	5514 Onyx Valley	2079	Magellan - C	Jul, 2024	2.0	2,601	4	3 / 0	2	South San Antonio ISD	1728186	\$344,990
Southton Hollow in San Antonio, TX												
	4230 Southton Forest	2202	Freestone - C	Ready Now	1.0	1,687	3	2 / 0	2	East Central ISD	1681910	\$274,990
	4375 Southton Woods	2239	Cameron - C	Ready Now	1.0	1,731	4	2 / 0	2	East Central ISD	1717710	\$282,990
	4362 Southton Woods	2247	Freestone - C	Ready Now	1.0	1,687	3	2 / 0	2	East Central ISD	1741915	\$287,990
	4383 Southton Woods	2241	Freestone - B	Ready Now	1.0	1,687	4	2 / 0	2	East Central ISD	1742957	\$288,990
	4351 Southton Woods	2233	Freestone - B	Jun, 2024	1.0	1,687	4	2 / 0	2	East Central ISD	1732231	\$289,990
	4234 Southton Forest	2201	Armstrong - C	Ready Now	2.0	2,559	4	2 / 1	2	East Central ISD	1698257	\$324,990
	4355 Southton Woods	2234	Armstrong - D	Ready Now	2.0	2,559	4	3 / 1	2	East Central ISD	1698263	\$324,990









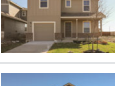
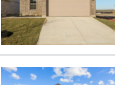


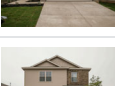

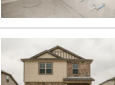



Image	Address	Homesite	Plan	Completion Date	Stories	Approx. Sq.Ft.	Bed	Bath	Garage	School District	MLS	Current Price
	4302 Southton Woods	2260	Donley - C	Jul, 2024	2.0	2,276	4	2 / 1	2	East Central ISD		\$341,925
Summer Hills in San Antonio, TX												
	12311 Flatiron Way	611	Kingsley - B	Ready Now	1.0	1,636	3	2 / 0	3	Southwest ISD	1733198	\$359,990
	9318 Storm Falls	702	Ellsworth - C	Jul, 2024	1.0	1,958	3	2 / 0	3	Southwest ISD	1771929	\$391,831
	9314 Storm Falls	703	Livingston - C	Jul, 2024	2.0	2,678	4	3 / 0	3	Southwest ISD	1771919	\$447,520
Willow Point in San Antonio, TX												
	626 River Run Way	2212	Primrose - C	Ready Now	1.0	1,288	3	2 / 0	2	South San Antonio ISD	1747930	\$253,990
	6107 Quiet Oak Place	2623	Brooks - C	Ready Now	1.0	1,355	2	2 / 0	1	South San Antonio ISD	1717917	\$254,990
	530 Indian Blossom	2216	Coleman - C	Ready Now	2.0	1,576	3	2 / 1	1	South San Antonio ISD	1742494	\$258,990
	519 Indian Blossom	2405	Primrose - C	Jun, 2024	1.0	1,288	3	2 / 0	2	South San Antonio ISD	1752213	\$259,990
	510 Indian Blossom	2221	Brazoria - C	Ready Now	2.0	1,762	3	2 / 1	1	South San Antonio ISD	1717907	\$262,990
	515 Indian Blossom	2404	Drummond - D	Ready Now	1.0	1,436	2	2 / 0	2	South San Antonio ISD	1717745	\$263,990
	5931 Willow Point Boulevard	2208	Chambers - C	Ready Now	1.0	1,537	3	2 / 0	1	South San Antonio ISD	1676966	\$266,990
	6114 Quiet Oak Place	2627	Drummond - B	Ready Now	1.0	1,436	2	2 / 0	2	South San Antonio ISD	1717894	\$266,990
	523 Indian Blossom	2406	Magnolia - C	Ready Now	1.0	1,507	3	2 / 0	2	South San Antonio ISD	1729157	\$273,990
	527 Indian Blossom	2407	Wisteria - C	Ready Now	2.0	1,760	3	2 / 1	2	South San Antonio ISD	1729163	\$278,990
Winding Brook in San Antonio, TX												
	13662 Mineral Well	2951	Azalea - B	Jun, 2024	1.0	1,445	3	2 / 0	2	Northside ISD	1772680	\$317,700
	13603 Mineral Well	2820	Wisteria - C	May, 2024	2.0	1,760	3	2 / 1	2	Northside ISD	1754873	\$319,990
	6810 Lime Rock Bluff	3208	Polo - C	May, 2024	1.0	1,530	3	2 / 0	2	Northside ISD	1763999	\$344,990
	6806 Lime Rock Bluff	3209	Desoto - C	May, 2024	1.0	1,697	3	2 / 0	2	Northside ISD	1754868	\$349,990

Image	Address	Homesite	Plan	Completion Date	Stories	Approx. Sq.Ft.	Bed	Bath	Garage	School District	MLS	Current Price
	13646 Mineral Well	2947	Dogwood - B	May, 2024	2.0	2,125	4	2 / 1	2	Northside ISD	1754880	\$349,990
	6814 Lime Rock Bluff	3207	Cortez - B	Ready Now	2.0	2,421	3	2 / 1	2	Northside ISD	1704562	\$359,990
	6826 Lime Rock Bluff	3204	Boone - B	May, 2024	1.0	1,930	4	2 / 0	2	Northside ISD	1764006	\$364,990
	6811 Lime Rock Bluff	3311	Balboa - B	Ready Now	1.0	2,211	4	3 / 0	2	Northside ISD	1753412	\$384,990
	6815 Lime Rock Bluff	3312	Columbus - B	Ready Now	2.0	2,819	4	2 / 1	2	Northside ISD	1753419	\$394,990

For more information contact Robert Yarborough today at:

(210) 333-2244 • SalesSanAntonio@mihomes.com • mihomes.com/SANA

*The interest rate is 4.875% with a 30-year FHA fixed rate mortgage and a 3.50% down payment. The ANNUAL PERCENTAGE RATE IS 5.6432% and is based on a sales price of \$304,990, with a loan amount of \$299,465. The program is available on select inventory homes only. Buyer must occupy the property and meet all qualification requirements of the program. The Seller's contribution is limited to agency limits which depend on the loan program and LTV. Payments are based on a minimum 640 credit score. Buyer must make loan application within 48 hours of contract signing and must close by June 30th, 2024. Advertised rate is for a limited time and subject to change without notice. This program is offered on VA loans as well. Financing is offered through M/I Financial, LLC (NLMS# 50684)." Buyer to receive \$5,000 in closing costs. Closing costs exclude prepaid items such as taxes, insurance, and escrows. The seller's contribution is limited to agency limits which depend on the loan program and. Information as of 5/9/2024