

Welcome to Better.

Available Quick Move-In Homes.

















Image	Address	Homesite	Plan	Completion Date	Stories	Approx. Sq.Ft.	Bed	Bath	Garage	School District	MLS	Current Price
Agave in San Antonio, TX												
	8431 Aloe Vera Trace	106	Eastland - C	Sep, 2024	1.0	1,642	3	2 / 0	2	East Central ISD	1780989	\$314,530
	8419 Aloe Vera Trace	109	Freestone - B	Oct, 2024	1.0	1,687	3	2 / 0	2	East Central ISD	1791035	\$323,780
	8415 Aloe Vera Trace	110	Freestone - C	Oct, 2024	1.0	1,687	3	2 / 0	2	East Central ISD	1791045	\$324,680
	8503 Aloe Vera Trace	103	Armstrong - B	Ready Now	2.0	2,600	4	2 / 1	2	East Central ISD	1732175	\$324,990
	8420 Aloe Vera Trace	318	Donley - C	Ready Now	2.0	2,276	4	2 / 1	2	East Central ISD	1732132	\$324,990
	8435 Aloe Vera Trace	105	Freestone - C	Oct, 2024	1.0	1,687	4	2 / 0	2	East Central ISD	1791008	\$326,270
	8319 Aloe Vera Trace	116	Freestone - C	Oct, 2024	1.0	1,687	3	2 / 0	2	East Central ISD	1774911	\$327,280
	8511 Aloe Vera Trace	101	Harrison - C	Aug, 2024	2.0	2,416	4	2 / 1	2	East Central ISD	1774912	\$349,990
	8427 Aloe Vera Trace	107	Harrison - C	Sep, 2024	2.0	2,416	4	2 / 1	2	East Central ISD	1781070	\$356,870
	8423 Aloe Vera Trace	108	Armstrong - D	Sep, 2024	2.0	2,559	5	3 / 0	2	East Central ISD	1779095	\$365,815
Blue Ridge Ranch in San Antonio, TX												
	5203 Terlingua Pass	2291	Eastland - D	Jul, 2024	1.0	1,642	3	2 / 0	2	East Central ISD	1765694	\$279,990
	5019 Terlingua Pass	2222	Dawson - C	Jul, 2024	1.0	1,485	3	2 / 0	2	East Central ISD	1725789	\$279,990
	5130 Halite Valley	2630	Eastland - D	Oct, 2024	1.0	1,642	3	2 / 0	2	East Central ISD	1791317	\$304,520
	5927 Cienna Cove	2233	Eastland - C	Aug, 2024	1.0	1,642	3	2 / 0	2	East Central ISD	1774913	\$309,990
	5126 Halite Valley	2631	Freestone - D	Oct, 2024	1.0	1,687	3	2 / 0	2	East Central ISD	1791324	\$315,510
	5915 Cienna Cove	2230	Harrison - D	Jul, 2024	2.0	2,416	4	2 / 1	2	East Central ISD	1773091	\$324,990




















Image	Address	Homesite	Plan	Completion Date	Stories	Approx. Sq.Ft.	Bed	Bath	Garage	School District	MLS	Current Price
	5923 Cienna Cove	2232	Armstrong - C	Sep, 2024	2.0	2,559	4	2 / 1	2	East Central ISD	1774915	\$324,990
	5919 Cienna Cove	2231	Harrison - C	Aug, 2024	2.0	2,416	5	3 / 0	2	East Central ISD	1760216	\$324,990
	5219 Terlingua Pass	2287	Harrison - C	Jul, 2024	2.0	2,416	4	3 / 0	2	East Central ISD	1773090	\$324,990
Boardwalk in St. Hedwig, TX												
	13007 Savory Place	2316	Eastland - D	Jul, 2024	1.0	1,642	3	2 / 0	2	Schertz-Cibolo-U City ISD	1765666	\$314,990
	13115 Bay Point Way	1524	Dawson - C	Ready Now	1.0	1,485	3	2 / 0	2	Schertz-Cibolo-U City ISD	1759171	\$314,990
	13111 Bay Point Way	1523	Eastland - C	Ready Now	1.0	1,642	3	2 / 0	2	Schertz-Cibolo-U City ISD	1759150	\$314,990
	13131 Savory Place	2308	Dawson - C	Aug, 2024	1.0	1,485	3	2 / 0	2	Schertz-Cibolo-U City ISD	1774659	\$319,990
	13107 Bay Point Way	1522	Cameron - D	Jul, 2024	1.0	1,731	4	2 / 0	2	Schertz-Cibolo-U City ISD	1765675	\$319,990
	13124 Bay Point Way	2210	Freestone - B	Ready Now	1.0	1,687	3	2 / 0	2	Schertz-Cibolo-U City ISD	1759165	\$319,990
	13033 Savory Place	2310	Freestone - C	Sep, 2024	1.0	1,687	4	2 / 0	2	Schertz-Cibolo-U City ISD	1774920	\$329,990
	13135 Savory Place	2307	Freestone - B	Jul, 2024	1.0	1,687	3	2 / 0	2	Schertz-Cibolo-U City ISD	1774654	\$329,990
	13029 Savory Place	2311	Eastland - B	Sep, 2024	1.0	1,642	3	2 / 0	2	Schertz-Cibolo-U City ISD	1791058	\$334,540
	13037 Savory Place	2309	Harrison - B	Sep, 2024	2.0	2,416	4	2 / 0	2	Schertz-Cibolo-U City ISD	1774919	\$349,990
	13103 Bay Point Way	1521	Armstrong - C	Aug, 2024	2.0	2,559	4	2 / 0	2	Schertz-Cibolo-U City ISD	1774656	\$349,990
	13116 Bay Point Way	2208	Harrison - B	Sep, 2024	2.0	2,416	5	3 / 0	2	Schertz-Cibolo-U City ISD	1782347	\$362,150
	13120 Bay Point Way	2209	Armstrong - D	Sep, 2024	2.0	2,559	4	2 / 1	2	Schertz-Cibolo-U City ISD	1782358	\$375,690
Chaparral Ranch in Floresville, TX												
	112 Reno Trail	323	Kingsley - A	Ready Now	1.0	1,636	3	2 / 0	3	Floresville ISD	1768173	\$389,990
	105 Pendleton Cove	313	Kingsley - D	Sep, 2024	1.0	1,636	3	2 / 0	3	Floresville ISD	1774923	\$399,990
	113 Pendleton Cove	311	Kingsley - D	Sep, 2024	1.0	1,636	3	2 / 0	3	Floresville ISD	1783261	\$409,780

Image	Address	Homesite	Plan	Completion Date	Stories	Approx. Sq.Ft.	Bed	Bath	Garage	School District	MLS	Current Price
	112 Pendleton Cove	306	Esparanza - C	Ready Now	1.0	2,188	4	3 / 0	3	Floresville ISD	1723490	\$414,990
	109 Pendleton Cove	312	Ellsworth - D	Sep, 2024	1.0	1,958	3	2 / 0	3	Floresville ISD	1779298	\$428,705
	125 Calgary Drive	207	Livingston - D	Aug, 2024	2.0	2,678	4	3 / 0	2	Floresville ISD	1774922	\$489,990
Cinco Lakes in San Antonio, TX												
	8410 Smithers Avenue	4106	Eastland - D	Ready Now	1.0	1,642	3	2 / 0	2	Southwest ISD	1759084	\$318,990
	8434 Smithers Avenue	4112	Freestone - D	Ready Now	1.0	1,687	4	2 / 0	2	Southwest ISD	1759110	\$318,990
	8310 Smithers Avenue	4102	Eastland - C - 4102 - C	Sep, 2024	1.0	1,642	3	2 / 0	2	Southwest ISD	1791174	\$325,620
	7811 Coffee Mill	1913	Polo - C	Ready Now	1.0	1,530	3	2 / 0	2	Southwest ISD	1728204	\$329,990
	7818 Coffee Mill	1818	Desoto - D	Jul, 2024	1.0	1,697	3	2 / 0	2	Southwest ISD	1765714	\$329,990
	7807 Coffee Mill	1912	Boone - B	Ready Now	1.0	1,930	3	2 / 0	2	Southwest ISD	1728196	\$329,990
	10512 Eddleman Cove	3074	Freestone - C - 3074 - C	Sep, 2024	1.0	1,687	4	2 / 0	2	Southwest ISD		\$333,470
	8438 Smithers Avenue	4113	Harrison - C	Ready Now	2.0	2,416	4	2 / 1	2	Southwest ISD	1759106	\$344,990
	8618 Smithers Avenue	3154	Donley - C - 30154 - C	Oct, 2024	2.0	2,276	4	2 / 0	2	Southwest ISD		\$348,770
	8603 Smithers Avenue	4205	Armstrong - D	Ready Now	2.0	2,559	4	2 / 1	2	Southwest ISD	1759056	\$359,990
	10508 Eddleman Cove	3075	Harrison - C - 3075 - C	Sep, 2024	2.0	2,416	3	2 / 1	2	Southwest ISD	1791169	\$363,700
	7847 Coffee Mill	1921	Cortez - D	Sep, 2024	2.0	2,421	3	2 / 1	2	Southwest ISD	1787181	\$364,360
	8414 Smithers Avenue	4107	Harrison - C - 4107 - C	Sep, 2024	2.0	2,416	5	3 / 0	2	Southwest ISD	1791184	\$367,620
	7639 Granger Cove	2523	Magellan - D	Jul, 2024	2.0	2,601	4	2 / 0	2	Southwest ISD	1765743	\$369,990
	7851 Coffee Mill	1922	Pizarro - D - D	Sep, 2024	1.0	2,025	4	3 / 0	2	Southwest ISD	1791161	\$372,875
	7815 Coffee Mill	1914	Magellan - D	Sep, 2024	2.0	2,601	4	2 / 1	2	Southwest ISD	1787171	\$382,240
Everly Estates in San Antonio, TX												




















Image	Address	Homesite	Plan	Completion Date	Stories	Approx. Sq.Ft.	Bed	Bath	Garage	School District	MLS	Current Price
	5211 Everly Terrace	1012	Sabine - C	Ready Now	1.0	2,326	3	2 / 1	2	East Central ISD	1788195	\$554,990
Greenfield in Seguin, TX												
	801 Stonemanor Bay	337	Boone - D	TBD	1.0	1,930	3	2 / 0	2	Seguin ISD	1756184	\$349,990
Greenspoint Heights in Seguin, TX												
	1165 Water Valley	7151	Kingsley - B	Ready Now	1.0	1,636	3	2 / 0	2	Seguin ISD	1726876	\$312,990
	1148 Water Valley	8180	Kingsley - C	Ready Now	1.0	1,636	3	2 / 0	2	Seguin ISD	1726882	\$324,990
	1113 Water Valley	7164	Kingsley - C	Jul, 2024	1.0	1,636	3	2 / 0	2	Seguin ISD	1774949	\$324,990
	1152 Water Valley	8181	Ellsworth - D	Ready Now	1.0	1,958	4	2 / 0	2	Seguin ISD	1726887	\$334,990
	1156 Water Valley	8182	Esparanza - B	Ready Now	1.0	2,188	4	3 / 0	2	Seguin ISD	1726889	\$339,990
	1108 Water Valley	8170	Esparanza - C	Ready Now	1.0	2,101	4	3 / 0	2	Seguin ISD	1765762	\$344,990
	1105 Water Valley	7166	Ellsworth - D	Ready Now	1.0	1,958	4	2 / 0	2	Seguin ISD	1774136	\$349,990
	1144 Water Valley	8179	Barbosa - B	Ready Now	2.0	2,432	4	3 / 0	2	Seguin ISD	1726880	\$369,990
	1104 Water Valley	8169	Barbosa - B	Aug, 2024	2.0	2,432	4	3 / 0	2	Seguin ISD	1774947	\$384,990
	1173 Water Valley	7149	Livingston - D	Ready Now	2.0	2,678	4	3 / 1	2	Seguin ISD	1725442	\$389,990
Hunters Ranch in San Antonio, TX												
	15444 Salmon Spring	5038	Dawson - D	Ready Now	1.0	1,485	3	2 / 0	2	Northside ISD	1760220	\$299,990
	15452 Salmon Spring	5040	Cameron - B	Ready Now	1.0	1,731	4	2 / 0	2	Northside ISD	1760236	\$299,990
	15436 Salmon Spring	5036	Dawson - C	Ready Now	1.0	1,485	3	2 / 0	2	Northside ISD	1744897	\$299,990
	15440 Salmon Spring	5037	Freestone - D	Ready Now	1.0	1,687	3	2 / 0	2	Northside ISD	1744902	\$304,990
	15460 Salmon Spring	5042	Eastland - B	Ready Now	1.0	1,642	3	2 / 0	2	Northside ISD	1763996	\$309,990
	15468 Salmon Spring	5044	Eastland - D	Ready Now	1.0	1,642	3	2 / 0	2	Northside ISD	1763992	\$314,990
	15472 Salmon Spring	5045	Cameron - D	Ready Now	1.0	1,731	4	2 / 0	2	Northside ISD	1763979	\$324,990




















Image	Address	Homesite	Plan	Completion Date	Stories	Approx. Sq.Ft.	Bed	Bath	Garage	School District	MLS	Current Price
	15427 Jake Crossing	5340	Eastland - D	Sep, 2024	1.0	1,642	4	2 / 0	2	Northside ISD	1783565	\$328,520
	15435 Jake Crossing	5338	Eastland - C	Aug, 2024	1.0	1,642	3	2 / 0	2	Northside ISD	1774971	\$329,990
	15443 Jake Crossing	5336	Freestone - B	Jul, 2024	1.0	1,687	4	2 / 0	2	Northside ISD	1774961	\$333,940
	15448 Salmon Spring	5039	Harrison - D	Ready Now	2.0	2,416	4	2 / 1	2	Northside ISD	1744905	\$339,900
	15464 Salmon Spring	5043	Harrison - C	Ready Now	2.0	2,416	4	2 / 1	2	Northside ISD	1763986	\$344,990
	15439 Jake Crossing	5337	Donley - C	Aug, 2024	2.0	2,276	4	2 / 1	2	Northside ISD	1774959	\$344,990
	15443 Salmon Spring	5508	Donley - D	Aug, 2024	2.0	2,276	4	2 / 1	2	Northside ISD	1774982	\$348,990
	15447 Salmon Spring	5507	Armstrong - B	Aug, 2024	2.0	2,559	4	2 / 1	2	Northside ISD	1774965	\$359,990
Jordan's Ranch in San Antonio, TX												
	226 Jordans Estate	220	Balboa - D	Aug, 2024	1.0	2,211	4	3 / 0	3	South San Antonio ISD	1775190	\$414,990
Park Place in New Braunfels, TX												
	1308 Moby Drive	3112	Hibiscus - D	Ready Now	1.0	1,055	2	1 / 0	2	New Braunfels ISD	1756944	\$249,990
	4266 Winston Way	3133	Primrose - D	Aug, 2024	1.0	1,327	3	2 / 0	2	New Braunfels ISD	1775191	\$294,990
	4308 Winston Way	4143	Primrose - D	Sep, 2024	1.0	1,327	3	2 / 0	2	New Braunfels ISD	1778962	\$304,990
	4286 Winston Way	3138	Magnolia - C	Aug, 2024	1.0	1,507	3	2 / 0	2	New Braunfels ISD	1771260	\$309,990
	4274 Winston Way	3135	Azalea - D	Jul, 2024	1.0	1,445	3	2 / 0	2	New Braunfels ISD	1771257	\$309,990
	4316 Winston Way	4145	Magnolia - D	Sep, 2024	1.0	1,546	3	2 / 0	2	New Braunfels ISD	1783595	\$319,990
	4309 Winston Way	2084	Azalea - D	Sep, 2024	1.0	1,445	3	2 / 0	2	New Braunfels ISD	1775198	\$319,990
	4270 Winston Way	3134	Magnolia - C	Aug, 2024	1.0	1,507	3	2 / 0	2	New Braunfels ISD	1775195	\$319,990
	4304 Winston Way	4142	Magnolia - D	Sep, 2024	1.0	1,507	3	2 / 0	2	New Braunfels ISD	1775197	\$324
	4262 Winston Way	3132	Azalea - D	Sep, 2024	1.0	1,495	3	2 / 0	2	New Braunfels ISD	1783626	\$326,540





































Image	Address	Homesite	Plan	Completion Date	Stories	Approx. Sq.Ft.	Bed	Bath	Garage	School District	MLS	Current Price
	4254 Winston Way	3130	Magnolia - B	Sep, 2024	1.0	1,556	3	2 / 0	2	New Braunfels ISD	1783603	\$327,640
	4282 Winston Way	3137	Larkspur - D	Aug, 2024	2.0	2,071	4	2 / 1	2	New Braunfels ISD	1773079	\$339,990
	4278 Winston Way	3136	Wisteria - C	Aug, 2024	2.0	1,760	3	2 / 1	2	New Braunfels ISD	1771266	\$339,990
	4290 Winston Way	3139	Dogwood - D	Aug, 2024	2.0	2,125	4	2 / 1	2	New Braunfels ISD	1773083	\$339,990
	4312 Winston Way	4144	Dogwood - D	Sep, 2024	2.0	2,125	4	2 / 1	2	New Braunfels ISD	1778965	\$364,990
	4258 Winston Way	3131	Dogwood - D	Sep, 2024	2.0	2,255	4	3 / 1	2	New Braunfels ISD	1783616	\$376,519
Sage Valley in San Antonio, TX												
	5574 Jade Valley	2045	Nicollet - B	Jul, 2024	1.0	1,044	3	2 / 0	2	South San Antonio ISD	1721660	\$244,990
	5518 Onyx Valley	2078	Cabot - B	Ready Now	2.0	2,034	3	2 / 1	2	South San Antonio ISD	1717532	\$283,990
	5519 Pearl Valley	150	Boone - C	Aug, 2024	1.0	1,930	3	2 / 0	2	South San Antonio ISD	1771275	\$299,990
	5515 Jade Valley	2065	Desoto - C	Aug, 2024	1.0	1,697	3	2 / 0	2	South San Antonio ISD	1728161	\$299,990
	5534 Jade Valley	2055	Magellan - C	Jul, 2024	2.0	2,601	4	2 / 1	2	South San Antonio ISD	1771269	\$339,990
Southton Hollow in San Antonio, TX												
	4375 Southton Woods	2239	Cameron - C	Ready Now	1.0	1,731	4	2 / 0	2	East Central ISD	1717710	\$289,990
	4366 Southton Woods	2246	Eastland - B	Sep, 2024	1.0	1,642	3	2 / 0	2	East Central ISD	1788214	\$294,990
	4359 Southton Woods	2235	Eastland - C	Ready Now	1.0	1,642	3	2 / 0	2	East Central ISD	1698269	\$309,990
	4302 Southton Woods	2260	Donley - C	Jul, 2024	2.0	2,276	4	2 / 1	2	East Central ISD	1775202	\$319,990
	4234 Southton Forest	2201	Armstrong - C	Ready Now	2.0	2,559	4	2 / 1	2	East Central ISD	1698257	\$329,990
Summer Hills in San Antonio, TX												
	9310 Storm Falls	704	Esparanza - B	Aug, 2024	1.0	2,188	4	2 / 0	3	Southwest ISD	1775209	\$394,990
	9317 Bronze Canyon	710	Ellsworth - C	Sep, 2024	1.0	1,958	3	2 / 0	3	Southwest ISD	1783526	\$395,220
	9321 Bronze Canyon	711	Esparanza - B	Sep, 2024	1.0	2,188	4	3 / 0	3	Southwest ISD	178526	\$420,510

Image	Address	Homesite	Plan	Completion Date	Stories	Approx. Sq.Ft.	Bed	Bath	Garage	School District	MLS	Current Price
	9314 Storm Falls	703	Livingston - C	Aug, 2024	2.0	2,678	4	3 / 0	3	Southwest ISD	1771919	\$429,990
Willow Point in San Antonio, TX												
	6107 Quiet Oak Place	2623	Brooks - C	Ready Now	1.0	1,355	2	2 / 0	1	South San Antonio ISD	1717917	\$259,990
	603 River Run Way	2641	Dewitt - C	Aug, 2024	1.0	1,016	2	2 / 1	1	South San Antonio ISD	1775224	\$259,990
	515 Indian Blossom	2404	Drummond - D	Ready Now	1.0	1,436	2	2 / 0	2	South San Antonio ISD	1717745	\$259,990
	534 Indian Blossom	2215	Dogwood - C	Aug, 2024	2.0	2,125	4	3 / 0	2	South San Antonio ISD	1775221	\$319,990
Winding Brook in San Antonio, TX												
	13666 Mineral Well	2952	Drummond - C	Ready Now	1.0	1,485	3	2 / 0	2	Northside ISD	1772684	\$289,990
	7023 Pioneer Rock	2961	Azalea - D	Sep, 2024	1.0	1,495	3	2 / 0	2	Northside ISD		\$299,990
	7011 Pioneer Rock	2958	Drummond - C	Jul, 2024	1.0	1,436	3	2 / 0	2	Northside ISD	1775346	\$329,990
	6756 Tasajillo Spring	3023	Polo - C	Aug, 2024	1.0	1,530	3	2 / 0	2	Northside ISD	1775354	\$339,990
	6826 Lime Rock Bluff	3204	Boone - B	Ready Now	1.0	1,930	4	2 / 0	2	Northside ISD	1764006	\$339,990
	7015 Pioneer Rock	2959	Larkspur - C	Oct, 2024	2.0	2,152	4	2 / 1	2	Northside ISD		\$339,990
	6810 Lime Rock Bluff	3208	Polo - C	Ready Now	1.0	1,530	3	2 / 0	2	Northside ISD	1763999	\$349,990
	6806 Lime Rock Bluff	3209	Desoto - C	Ready Now	1.0	1,697	3	2 / 0	2	Northside ISD	1754868	\$349,990
	6762 Tasajillo Spring	3022	Boone - C	Aug, 2024	1.0	1,930	4	2 / 0	2	Northside ISD	1775357	\$364,990
	6819 Lime Rock Bluff	3313	Boone - C	Jul, 2024	1.0	1,930	3	2 / 0	2	Northside ISD	1775321	\$369,990
	6831 Lime Rock Bluff	3315	Pizarro - D	Ready Now	1.0	2,025	3	2 / 0	2	Northside ISD	1775270	\$379,990
	6823 Lime Rock Bluff	3314	Magellan - B	Ready Now	2.0	2,601	4	2 / 0	2	Northside ISD	1775368	\$389,990

For more information contact Robert Yarborough today at:

(210) 333-2244 • SalesSanAntonio@mihomes.com • mihomes.com/SANA

*The interest rate is 4.875% with a 30-year FHA fixed rate mortgage and a 3.50% down payment. The ANNUAL PERCENTAGE RATE IS 5.6432% and is based on a sales price of \$304,990, with a loan amount of \$299,465. The program is available on select inventory homes only. Buyer must occupy the property and meet all qualification requirements of the program. The Seller's contribution is limited to agency limits which depend on the loan program and LTV. Payments are based on a minimum 640 credit score. Buyer must make loan application within 48 hours of contract signing and must close by June 30th, 2024. Advertised rate is for a limited time and subject to change without notice. This program is offered on VA loans as well. Financing is offered through M/I Financial, LLC (NLMS# 50684)." Buyer to receive \$5,000 in closing costs. Closing costs exclude prepaid items such as taxes, insurance, and escrows. The seller's contribution is limited to agency limits which depend on the loan program and. Information as of 7/12/2024

